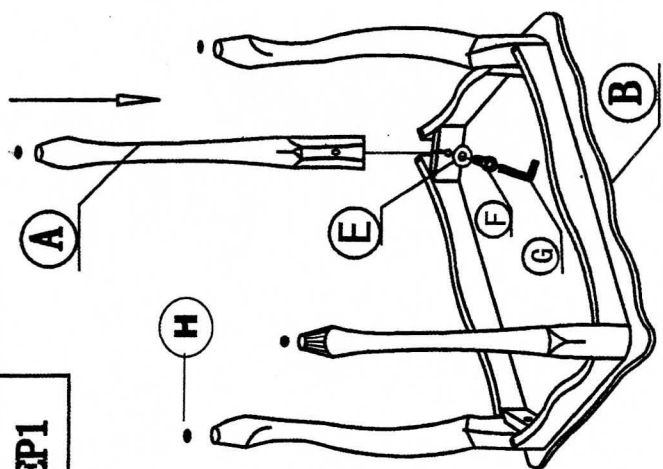
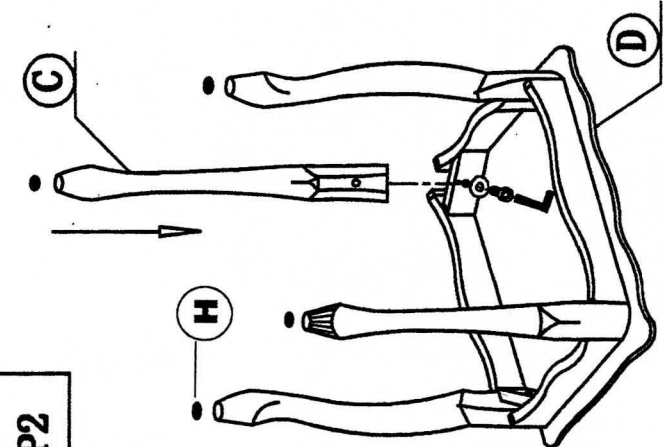


STEP1



STEP2

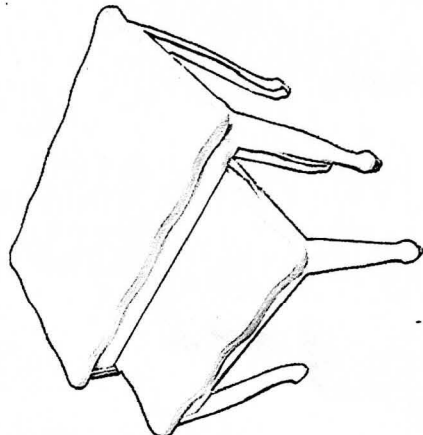


PARTS LIST

A	4 PCS	Big	B	1 PC
	LEG			TABLE TOP
C	4 PCS	Middle	D	1 PC
	LEG			TABLE TOP
E	8 PCS		F	8 PCS
	washers			Allen head bolt
G	1 PC		H	8PCS
	Allen wrench			Anti-slip feet

PARTS LIST

A	4 PCS
B	1 PC
C	4 PCS
D	1 PC
E	8PCS
F	8PCS
G	1 PCS
H	8PCS



PLEASE ASSEMBLE THE PRODUCTS FROM 1 TO 2.3.... STEP BY STEP

19388 P0# 667